

ANTI-STATIC STRING

FC8000 AKZ



1 Pull string through the front (shiny) side.



2 Tie a single knot.




3 Pull taugt into hole. Trim/Cut excess line.




4 Place on metal surface to side frame below chasis.

*Material/Media does not have to touch string.



Front View Install




Rear View Install

EXTENDED MEDIA BRACKETS

FC8000 AKZ



1 Mount brackets into upper most position.



3 Only 2 screws are needed for each side.